



San Mateo County Harbor District

“First Look” at Fiscal Year 2018/19 Operating and Capital Budget

“To assure that the public is provided with clean, safe, well-managed, financially sound and environmentally pleasant marinas.”



The Harbor District's Scope of Operations:



Oyster Point Marina/Park consists of a 455-berth recreational marina, public beach and bayside park located in the City of South San Francisco. The District operates Oyster Point Marina/Park under a Joint Powers Agreement with South San Francisco.

Pillar Point Harbor, located in the unincorporated community of Princeton on Half Moon Bay approximately twenty-five miles south of the City of San Francisco, is a 369-berth commercial fishing harbor that also supports sport fishing and recreational boating.





The Harbor District operates both as an enterprise agency and as a provider of public services.

Enterprise agency is defined as services that generate revenue through fees. Examples of these include:

Berth rental

Live aboard fees

Boat launch fees

Property rentals

Permit fees

Public Services are defined as non-revenue generating services that are made available to the public. Examples of these include:

Search and rescue operations

Environmental clean-up

Trail access and maintenance

Beach access

Public fishing piers

Park and landscape maintenance

Trash removal

Public Parking

Public outreach and education

Public restrooms



What is a Budget?

What is a
Fiscal Year?

A Budget is an itemized
summary of estimated
revenues and
expenditures for a
given period of time.



The District
operates on a
Fiscal Year basis
July 1st - June 30th.



Highlights

Highlights:

In Current Year:

- Revenues were up
- Expenditures were down (Mostly CIP Projects)
- Reserves went up

Next Year

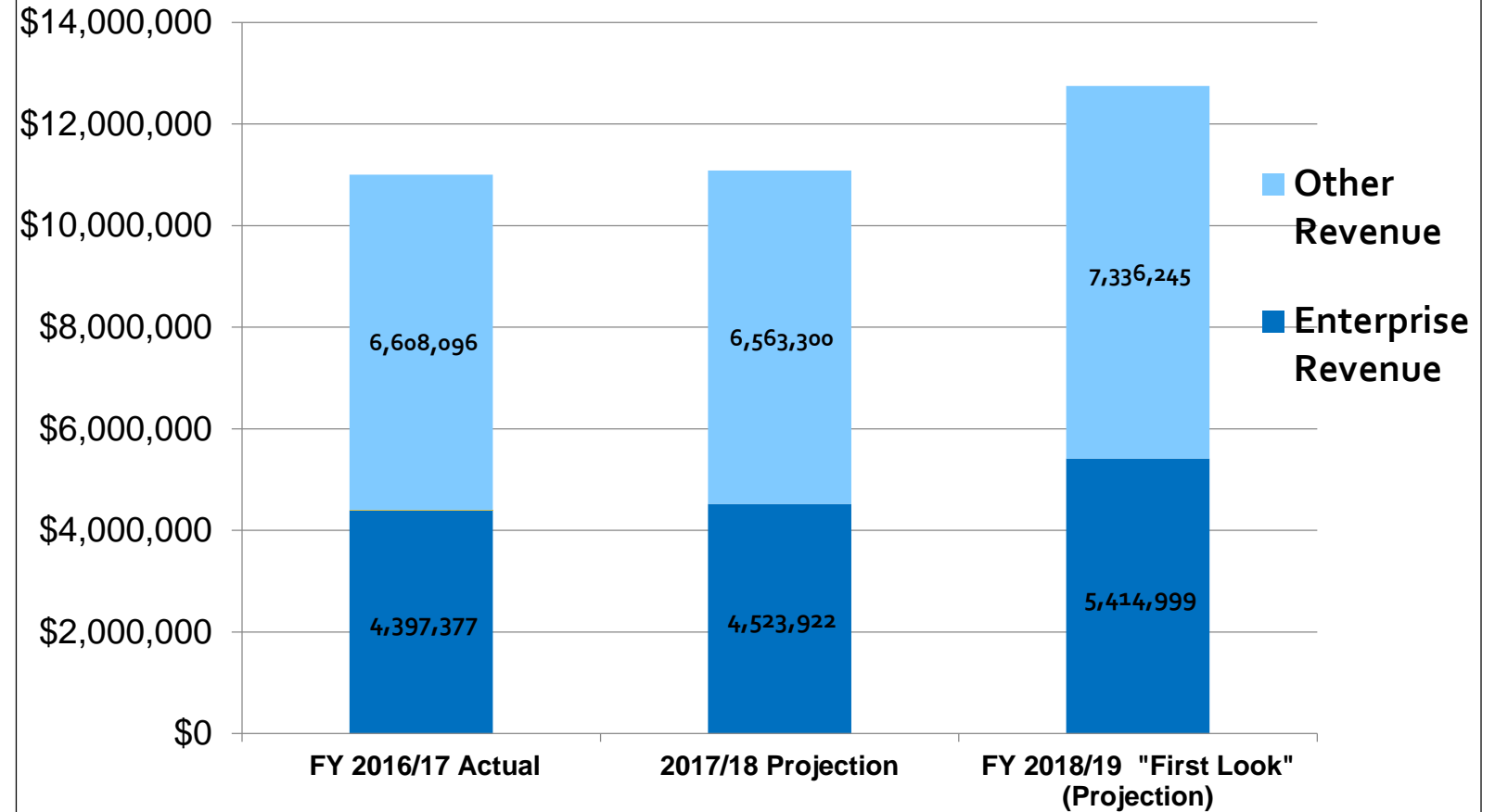
- Revenues should go up slightly
- Expenditures will go up (Mostly CIP Projects)
- Reserves should go down to satisfactory levels



Revenues over 3 years

Actual 16/17 = \$11M
Projection 17-18 = \$11M
Projection 18-19 = \$12.7M

San Mateo County Harbor District Consolidated Revenues 3 Year Trend

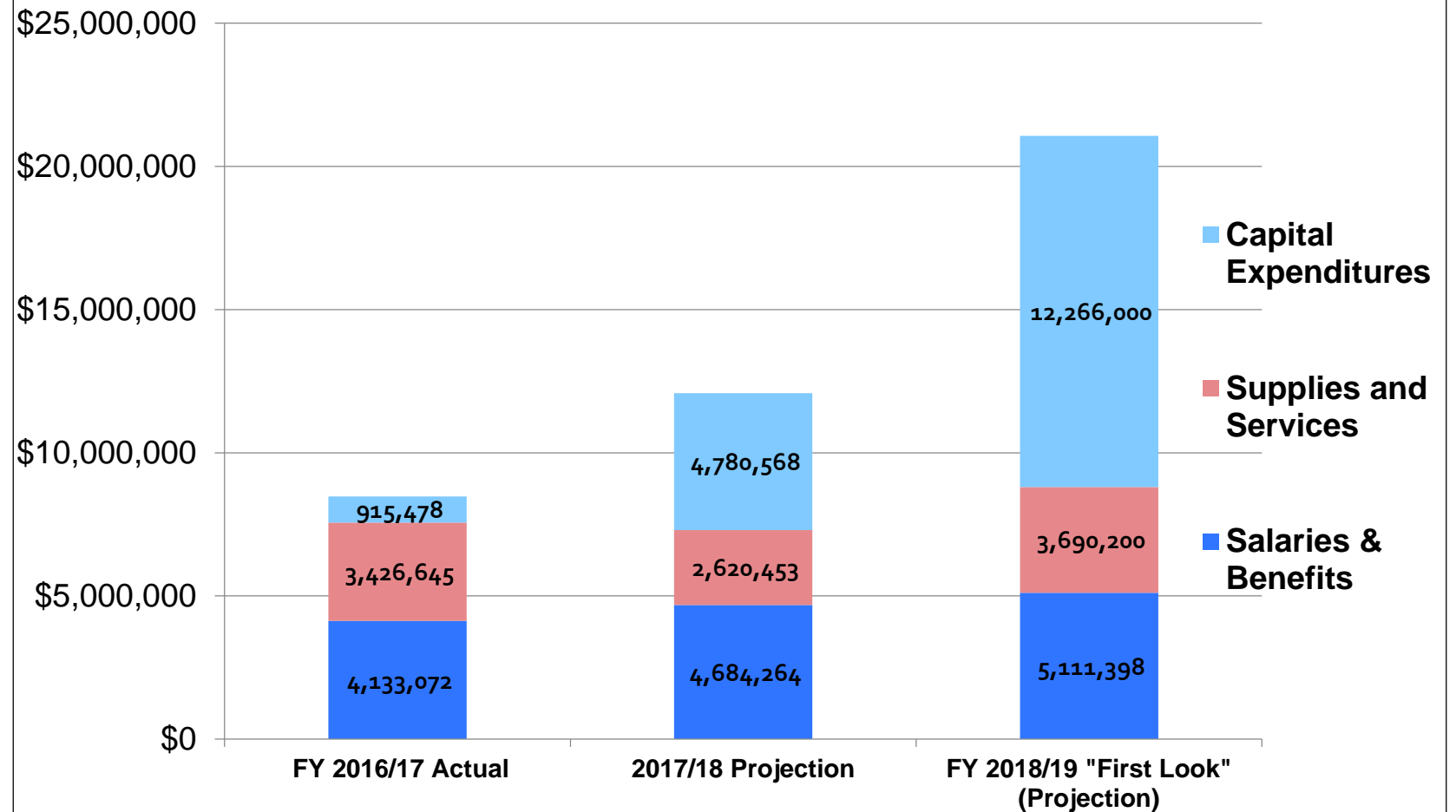




Expenses over 3 years

Actual 16-17 = \$8.5M
 Projection 17-18 = \$12.1M
 Projection 18-19 = \$21M

San Mateo County Harbor District Consolidated Expenses including Capital Three Year Trend



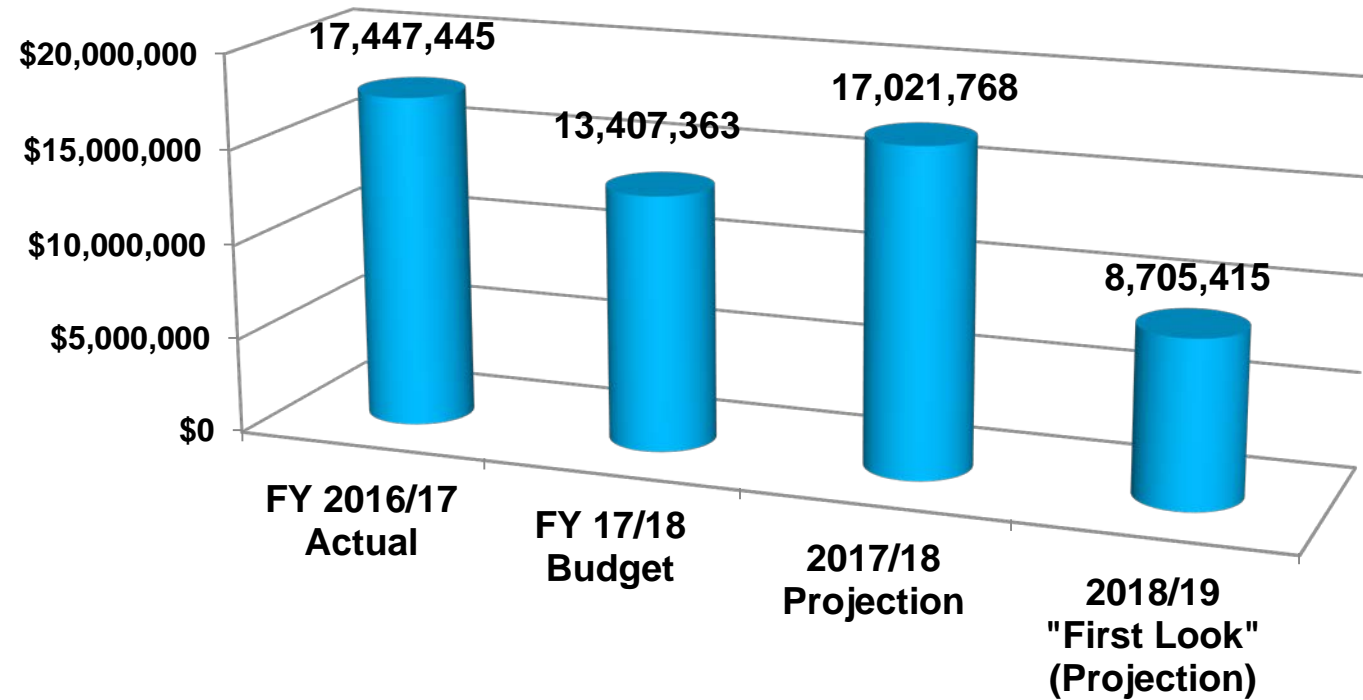


Reserves over 3 years

Minimum "Unassigned" Reserves, per District Policy 4.4.3 should be at least 10% of projected annual revenues. (10% = \$1.2M)

Minimum Total Reserves, exclusive of restricted reserves, must be 20% of revenues.

San Mateo County Harbor District Total Reserves





Reserves in Detail

	FY 16/17 Actual	FY 17/18 Final Budget	FY 17/18 Projection	FY 2018/19 "First Look" (Projection)
RESERVES				
Committed for Emergency Reserve	1,619,464	0	0	0
Committed Reserve for District Office	1,526,217	1,526,217	1,526,217	1,526,217
Assigned Reserve for Vehicle/ Vessel Assets	0	14,117	14,117	75,963
Capital Asset Replacement Reserve	586,500	4,010	4,010	37,849
Election Reserve	0	375,000	375,000	0
Assigned for Encumbrances	500,000	0	0	0
Assigned for Payable Liability	300,000	0	0	0
Assigned for Customer Deposits and Pre- Payments	500,000	516,208	516,208	580,135
Assigned for Funded Termination Benefit Liability	3,795,197	3,690,808	3,690,808	3,495,000
Unassigned	8,620,067	7,281,003	10,895,408	2,990,250
Total All Reserves:	17,447,445	13,407,363	17,021,768	8,705,414



This is just the
“First Look”
at the FY 18/19
Budget.

**This is just the “First Look” at the Fiscal
Year 18/19 Budget.**

**After receiving direction and feedback,
staff will bring the “FY18/19 Preliminary
Budget” to the April Board Meeting.**

“To assure that the public is provided with clean, safe, well-managed, financially sound and environmentally pleasant marinas.”

